



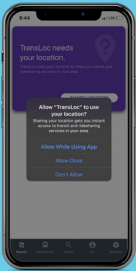
# Fixed Route User Guide



1

## DOWNLOAD

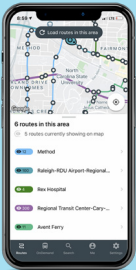
The TransLoc App is available for Android and iOS



2

## ENABLE LOCATION SERVICES

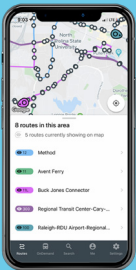
To explore routes and stops near you, please enable your location services.



3

## VISUALIZE ROUTES IN YOUR AREA

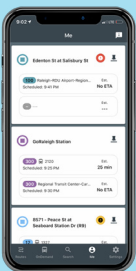
You'll start with a view of all active bus routes. Don't see what you're looking for? Move around on the map to load additional routes in the area.



4

## ROUTE SELECTION

You'll see 5 routes on your map automatically but you can select up to 10 routes that fit your needs.



5

## FAVORITE STOPS

Pin frequently used stops to access schedules and estimated arrival times that will be stored in the "Me" tab.



GET THE APP

transloc.com/app

